

DOORS

Tools Needed

- Non-Abrasive Pad
- Clean Towels

Products Needed


Spic and Span®
Disinfecting All-Purpose
Spray and Glass
Cleaner (3-in-1)

Comet®
Cleaner
with Bleach



FREQUENCY OF CLEANING: Weekly and as needed.

SPECIAL DIRECTIONS FOR THIS TASK: If sensitivity to cleaning solutions is a concern, wear disposable gloves.



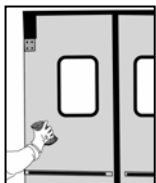
STEP 1

- Remove all food and food packaging from the area.



STEP 2

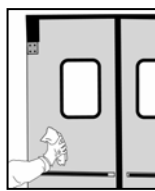
- Spray the door with 3-in-1 all-purpose cleaner.



STEP 3

- Starting at the bottom of the door, scrub door with non-abrasive pad or clean towel.

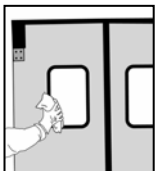
NOTE: For heavily soiled areas, spray cleaner with bleach onto the area and scrub with non-abrasive pad.



STEP 4

- Wipe door with clean towel.

NOTE: Clean a small area at a time so the cleaner does not streak. If streaking occurs, use less product and/or do not buff completely dry.



STEP 5

- Spray 3-in-1 all-purpose cleaner onto glass window.
- Wipe with clean towel.

NOTE: If streaking occurs, use less product and/or do not buff completely dry.



STEP 6

- If used, remove and discard disposable gloves.
- Wash hands before returning to service area.