

# FLOORS DECK BRUSH 3-LEVER SYSTEM

## Tools Needed

- 3-Lever Dilution Center
- Broom
- Wet Floor Sign
- Deck Brush
- Floor Squeegee

## Products Needed

Spic and Span®  
Floor Cleaner

Clean Quick® Broad  
Range Quaternary  
Sanitizer



**FREQUENCY OF CLEANING:** Daily (or more often if needed).

**SPECIAL DIRECTIONS FOR THIS TASK:** If sensitivity to cleaning solutions is a concern, wear disposable gloves.




### STEP 1

- Remove all food and food packaging from the area.



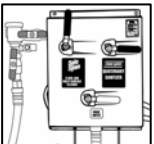
### STEP 2

- Sweep floor to pick up as much debris as possible.
- Discard debris in waste receptacle.





### STEP 3

- Put out wet floor sign.



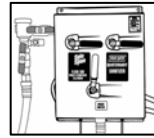
### STEP 4

- Apply diluted floor cleaner using the 3-lever Dilution Center:
  - Turn the Floor Cleaner (green handle) lever completely on (points straight up).
  - Make sure the Rinse and Sanitizer levers are completely off (point horizontally).
- Spray entire floor with Floor Cleaner using the yellow spray gun.
- Allow Floor Cleaner to sit for five (5) minutes.



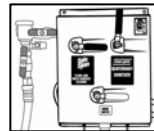
### STEP 5

- Scrub floor with deck brush.




### STEP 6

- Rinse floor with clean water:
  - Turn the Floor Cleaner (green handle) lever completely off (points horizontally).
  - Turn the Rinse water lever (white handle) completely on (points straight up).
  - Make sure the Sanitizer lever (red handle) is completely off.
  - Spray/rinse entire floor with clean water using the yellow spray gun.
  - Squeegee excess water to floor drain.



### STEP 7

- Sanitize floor:
  - Turn the Rinse water (white handle) lever completely off (points horizontally).
  - Make sure the Floor Cleaner lever (green handle) is completely off.
  - Turn the Sanitizer lever (red handle) completely on (points straight up).
  - Spray entire floor with 200 ppm sanitizer using the yellow spray gun.
  - Allow to air-dry if possible. If not, allow at least one (1) minute contact time with sanitizer, and squeegee floor dry.



### STEP 8

- If used, remove and discard disposable gloves.
- Wash hands before returning to service area.