

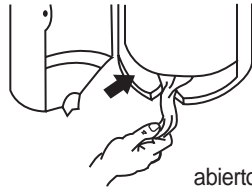
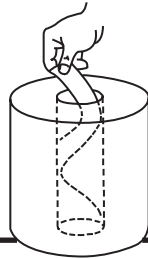
L# 136546

BLACK

# Sofpull® Dispensing System

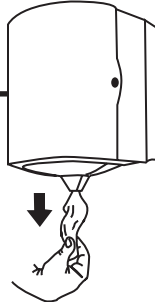
- 1** Remove core by tearing along perforated seam marked in red. Pull paper tail from center of roll.

Saque el núcleo deprediendo a lo largo de la juntura perforada marcada en rojo. Hale el extremo del papel del centro del rollo.



- 2** Place roll into opened dispenser. Slide paper tail into dispensing cone.

Ponga el rollo en el dispensador abierto. Deslice el extremo del papel dentro del cono dispensador.



- 3** Close cover.  
Dispense first towel.

Cierre la tapa. Saque la primera toalla.

JR-96-4190