








HOW TO CHOOSE THE RIGHT PAD FOR THE JOB

Moving left to right, select the appropriate maintenance operation, machine type and speed, then follow the color bar to the recommended Floor Pads.

Maintenance Operation	Equipment	
	Speed	
Stripping To remove finish, sealer and contaminants from the floor surface. Done at the start of a maintenance program and at times when scrubbing will not achieve the desired results.	Rotary or Automatic	 3M™ 7300 High Productivity Pad 3M™ 7200 Black Stripper Pad Nassco® Pro Series Black Stripper Pad
	Low Speed 175-600 RPM	
Scrubbing/Surface Preparation Done prior to replacing worn finish; provides a fresh new surface to maintain.	Rotary or Automatic	 Scotch-Brite™ Surface Preparation Pad or Nassco® Pro Series Preparation Pad
	Low Speed 175-600 RPM	
Cleaning To remove light soil and other contaminants.	Rotary or Automatic	 3M™ 5100 Red Buffer Pad Nassco® Pro Series Red Buffing Pad
	Low Speed 175-600 RPM	
Buffing To remove scuffs and black heel marks and enhance floor appearance.	Rotary	 3M™ 5100 Red Buffer Pad Nassco® Pro Series Red Buffing Pad
	Low Speed 175-600 RPM	
Burnishing / Scuff & Mark Removal To repair finish and improve gloss and image clarity of floor surface.	Electric Battery Propane	 Nassco® Pro Series Remover Pads Nassco® Pro Series Blended Natural Pad 3M™ 3400 Tan Burnish Pad
	Ultra High Speed 1500 RPM & Above	
Best Gloss	Electric Battery Propane	 Nassco® Pro Series White Polishing Pad 3M™ 3200 TopLine Speed Burnish Pad
	Ultra High Speed 1500 RPM & Above	
Soft Finish	Electric Battery Propane	 Nassco® Pro Series Aqua Burnish Floor Pad
	Ultra High Speed 1500 RPM & Above	

“Our productivity definitely increased...we saw savings from moving to higher quality products”

“The cost savings are significant”

